

Heavy Tube Fiber Laser - 3 Chuck

300 Series Tube Fiber

Tube Length: 6m (standard), 9m, 12m, custom available

Fiber Laser Source: MAX, Raycus







Power: 3kW, 6kW or 12kW

FROM

\$305,000^{+GST}



Enclosed
Fiber Lasers



	 Diameter	 Edge	 Diagonal	 Width	 Width	 Leg
240 3 Chuck	20 - 240mm	20 x 20mm to 240 x 240mm	≤330mm	100 - 150mm	50 - 150mm	20 - 120mm
280 3 Chuck	20 - 280mm	20 x 20mm to 280 x 280mm	≤390mm	100 - 240mm	50 - 240mm	20 - 150mm
360 3 Chuck	30 - 350mm	30 x 30mm to 350 x 350mm	≤490mm	100 - 220mm	50 - 220mm	30 - 220mm

Featuring a high-stability side-mounted segmented bed with a compact high-low rail layout, this high-speed system achieves 100 r/min rotational efficiency while utilizing a versatile three-chuck configuration to eliminate pipe sagging and achieve zero-tailing waste through synchronized, multi-chuck relay clamping.

The BOCHU TubesPro Control System and BOCI BLT 3-Series automatic-focusing head form a synergistic “golden combination” that delivers high-performance - with optional beveling - and three-chuck zero-tailing capabilities, utilizing FlyCut path optimization and intelligent follow-up supports to maximize both processing precision and cost-effectiveness.



Features:


- Physical barriers and Safety zoning configurable to meet site and operational safe working requirements
- High-quality industrial control system by BOCHU executes perfect professional-grade weld prep, precision-angled edges and optimal tool-pathing
- Side-Mounted Bed for enhanced operator safety when loading and unloading and machine stability
- Servo-controlled rollers move up and down in real-time to maintain constant contact with the material
- Flexible options for labor efficiency, by adding semi-automatic loading and offloading
- Precision Front and Mid Chucks allow overstepping with ZERO waste fully supported, have improved Higher mechanical performance and long term durability.
- Optional upgrade to the Bevel Cutting is well integrated with hardware & software to allow highest degree of capability without adding to the complexity of the operation. It's the “Pro” choice for industries like construction machinery and shipbuilding where parts need to be welded.
- Self-centering pneumatic chuck with automatic 4-claw adjustment - no manual chuck adjustment
- BOCI BLT-4T Series precision automatic focusing laser head with fine 3D tip (Bevel option available)
- TubesT design software with full 3D tube nesting. From parts drawing and modification, full type compensation, strategic nesting to report generation - allowing for all

closed and open tube profiles to be created/imported and worked with

- TBI Ball screw drive system
- Hiwin guide rails
- Upgraded Yaskawa Servo motors
- Schneider electrical parts
- Automatic lubrication system
- Electronic regulators for all gas connections O2, N2 and compressed air, allowing for fully software controlled pressure (including separate Low and High Pressure proportional valves)
- Large Portrait style monitor screen with wireless controller



Heavy Tube Fiber Laser Specifications



Technical Parameters	Specifications
Laser Power	3kW, 6kW and 12kW
Tube Length	300S-6, up to 6.5m tube length 300S-9, up to 9.5m tube length 300S-12, up to 12.5m tube length
Minimum Waste Stock Length	ZERO mm
Clamp Diameter	240: 20-240mm standard 280: 20-280mm standard 360: 30-350mm standard
Tube Weight capacity	240: 400kg 280:800kg 360: 1200kg
Outfeed Table	3off 1m Offload tables with Servo control; Optional: Offload Cradles
Machine Size	300S-6, L16800mm x W7800mm x H3600mm 300S-9, L19800mm x W7800mm x H3600mm 300S-12, L22800mm x W7800mm x H3600mm
Machine Options	Infeed Semi Automated Loading of placed stock (4.5-12.5m) Outfeed Semi Automated Unloading of parts (4.5-12.5m)
Laser Source Type	MAX, Raycus
Laser Head Type	BOCI BLT-4T Series Optional – BOCI BLT-5H Series Bevel cutting Head
Cooling Type	Industrial Water Cooling – S&A water chiller
Chuck Speed	Rotational: 240 & 280 chuck is 100rpm 360 chuck is 60rpm Linear: 240 & 280 chuck is 100mpm 360 chuck is 60mpm NB. Speeds are affected by loaded weight
Acceleration	240 & 280 chuck is :1G 360 Chuck is :0.5G
Laser Output Control	0-100% set by software
Drive Method	TBI ball screen drive, Yaskawa servo motor control with Hiwin guide rails
Positioning Accuracy	0.05mm/m
Re-Positioning Accuracy	0.03mm
Minimum Line Width	0.1mm
Controlling Software	TubePro Control software with TubesT for 3D Tube design, import and nesting
Graphic Format Supported	3D: IGS, SAT, JHB 2D: DXF
Compatible Software	Common 2D and 3D CAD programs, Lantek ERP and more
Color Separation	Yes (imports colours to control cutting layers)
Auxiliary Equipment	Exhaust Fan, Industrial water-cooling unit.
Power Supply	Machine: 3kW = 415V 50Hz 50amp 6kW = 415V 50Hz 63amp 12kW = 415V 50Hz 100amp
Gas Regulation	Software controlled electronic Low Pressure O2 regulator (for fine adjustment at LP) And high pressure N2 and Compressed air electronic regulator (HP cutting)
Gas Specification	O2 (mild steel and copper cutting) – 4 pack min Min 99.7% purity – 10m3/h maximum flow rate – 10bar max pressure N2 (Stainless, Aluminium, Brass and thin Mild steel cutting) – 9 pack min Min 99.9% purity – 40m3/h maximum flow rate – 24bar max pressure Compressed air (Stainless, Aluminium, Brass and thin Mild steel cutting) SEE OUR 20DHY-20Bar COMPRESSOR OPTION
Working Environment	Temperature:0-45C, Humidity 5-95% (No Condensate Water)

Heavy Tube Fiber Laser Specifications



Technical Parameters	Specifications
Laser Power	3kW, 6kW and 12kW
Tube Length	300S-6, up to 6.5m tube length 300S-9, up to 9.5m tube length 300S-12, up to 12.5m tube length
Minimum Waste Stock Length	ZERO mm
Clamp Diameter	240: 20-240mm standard 280: 20-280mm standard 360: 30-350mm standard
Tube Weight capacity	240: 400kg 280:800kg 360: 1200kg
Outfeed Table	3off 1m Offload tables with Servo control; Optional: Offload Cradles
Machine Size	300S-6, L16800mm x W7800mm x H3600mm 300S-9, L19800mm x W7800mm x H3600mm 300S-12, L22800mm x W7800mm x H3600mm
Machine Options	Infeed Semi Automated Loading of placed stock (4.5-12.5m) Outfeed Semi Automated Unloading of parts (4.5-12.5m)
Laser Source Type	MAX, Raycus
Laser Head Type	BOCI BLT-4T Series Optional – BOCI BLT-5H Series Bevel cutting Head
Cooling Type	Industrial Water Cooling – S&A water chiller
Chuck Speed	Rotational: 240 & 280 chuck is 100rpm 360 chuck is 60rpm Linear: 240 & 280 chuck is 100mpm 360 chuck is 60mpm NB. Speeds are affected by loaded weight
Acceleration	240 & 280 chuck is :1G 360 Chuck is :0.5G
Laser Output Control	0-100% set by software
Drive Method	TBI ball screen drive, Yaskawa servo motor control with Hiwin guide rails
Positioning Accuracy	0.05mm/m
Re-Positioning Accuracy	0.03mm
Minimum Line Width	0.1mm
Controlling Software	TubePro Control software with TubesT for 3D Tube design, import and nesting
Graphic Format Supported	3D: IGS, SAT, JHB 2D: DXF
Compatible Software	Common 2D and 3D CAD programs, Lantek ERP and more
Color Separation	Yes (imports colours to control cutting layers)
Auxiliary Equipment	Exhaust Fan, Industrial water-cooling unit.
Power Supply	Machine: 3kW = 415V 50Hz 50amp 6kW = 415V 50Hz 63amp 12kW = 415V 50Hz 100amp
Gas Regulation	Software controlled electronic Low Pressure O2 regulator (for fine adjustment at LP) And high pressure N2 and Compressed air electronic regulator (HP cutting)
Gas Specification	O2 (mild steel and copper cutting) – 4 pack min Min 99.7% purity – 10m3/h maximum flow rate – 10bar max pressure N2 (Stainless, Aluminium, Brass and thin Mild steel cutting) – 9 pack min Min 99.9% purity – 40m3/h maximum flow rate – 24bar max pressure Compressed air (Stainless, Aluminium, Brass and thin Mild steel cutting) SEE OUR 20DHY-20Bar COMPRESSOR OPTION
Working Environment	Temperature:0-45C, Humidity 5-95% (No Condensate Water)

⚡ Koenig Machinery - Over 10 Years!

Your Trusted Local Machine Solution Expert

Australian-Based Sales, Service & Support You Can Rely On

For over 10 years, Koenig Machinery has been delivering best-in-class CNC laser solutions to businesses across Australia. With locally based technicians in Sydney, Melbourne and Brisbane, we provide nationwide coverage, ensuring our customers receive fast, reliable, and expert technical support whenever needed. Our Australian-based customer service and technical support teams operate from our Melbourne head office, delivering responsive assistance tailored to local business needs.

Investment In Innovation & Customer Experience

At Koenig Machinery, we are committed to continuous investment in technology, facilities, and customer service. Australia's largest range of demonstration machines in our Brisbane, Sydney and Melbourne showrooms, where we feature the latest in CNC laser machinery, providing live demonstrations and a dedicated space for technology development. We believe in empowering our customers with firsthand experience of the precision, efficiency, and reliability that our machines offer.

Strong Industry Partnerships & Long-Term Commitment

As a trusted supplier with industry-leading manufacturer relationships, we provide Australian businesses with high-quality CNC laser equipment designed for performance and durability. Our commitment to long-term customer relationships is reflected in our ongoing investment in technical staff, service and support teams, as well as enhanced marketing and management infrastructure. These strategic investments enable us to meet the growing demands of our expanding customer base across the Australian continent.

Why Choose Koenig Machinery?

- Locally based Australian technicians covering the entire country.
- Australian-based technical support and customer service from our Melbourne head office.
- Over 10 years of trusted service to Australian businesses.
- Ongoing investment in a state-of-the-art Melbourne showroom with the latest CNC laser technology.
- Commitment to long-term partnerships with expanded service, support, and management capabilities.
- Experience the Koenig Machinery difference – your partner in precision and performance.

Contact us today to learn more!



Showrooms

View a machine in one of our showrooms located in Melbourne, Sydney or Queensland and have your questions answered by one of our qualified in-house technicians.



Victoria - Head Office and Showroom

55 Metrolink Circuit

Campbellfield VIC 3061

Open: 9am-5pm Monday - Friday

PH: (03) 9037 0826



NSW - Branch and Showroom

U10, 242D New Line Rd

Dural NSW 2158

Open: 9am-5pm Monday - Friday

PH: (02) 8408 0265



QLD - Branch and Showroom


4/23 Ford Rd

Coomera QLD 4209

Open: 9am-5pm Monday - Friday

PH: (07) 2802 5475

**Prices, features, and imagery are subject to change without notice.
Please check our website for the most up-to-date information.**



⚡ Services




Machine Servicing

We offer scheduled maintenance and onsite service calls at reasonable rates. Our technicians work with you to maximize uptime and keep your business running economically.



Technical Support

Enjoy free lifetime phone and email support by Australians in Melbourne, Sydney and Brisbane. We provide onsite assistance and technical support to help you identify the right solution.



Operator Training

Our comprehensive on-site training ensures your team is confident in software, machine procedures, and maintenance. We empower you to run your equipment solo and successfully.



Machine Installations

Highly trained technicians handle your professional installation, assembly, and leveling. We calibrate the machine system and settings specifically to your needs to ensure optimal performance



Machine Consumable Warehouse

As a major Australian supplier, we stock over 100 varieties of acrylic sheets, laser plywood, nozzles, and lenses. One-stop sourcing ensures your production never stops.



Machine Spare Parts Warehouse

Our local warehouses stock essential components like air compressors and water chillers. We ensure product compatibility and fast shipping Australia-wide to reduce your setup hassles.

⚡ Testimonials



Matthew Dawson

“Partnering with Koenig Machinery allowed us to internalise production, ensuring total quality control. Their 3kW GA Pro delivered immediate ROI, faster turnarounds, and complete engineering independence.”

RMS Manufacturing, Victoria AUS

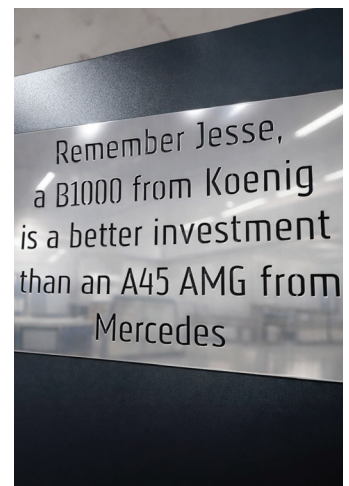
“Koenig has been excellent. Their support is levels above the competition, and the 75% reduction in production time has transformed our business. We have no regrets.”

SPS Drains, New South Wales AUS



“Since installing our Koenig fiber laser, we’ve slashed lead times from weeks to days. Their local support and high-precision machinery have revolutionized our production efficiency.”

Elanora Signs, New South Wales AUS



“Koenig is a stable partner. Their support is a phone call away, and the efficiency is undeniable—our finishing time dropped from twenty hours to twenty minutes.”

Maker Supplies, South Australia AUS